



**BSI Standards Publication**

## **Friction stir welding – Aluminium**

---

### **Part 2: Design of weld joints**

## National foreword

This British Standard is the UK implementation of EN ISO 25239-2:2020. It is identical to ISO 25239-2:2020. It supersedes BS EN ISO 25239-2:2011, which is withdrawn.

The UK participation in its preparation was entrusted to Technical Committee WEE/-/1, Briefing committee for welding.

A list of organizations represented on this committee can be obtained on request to its committee manager.

This publication does not purport to include all the necessary provisions of a contract. Users are responsible for its correct application.

© The British Standards Institution 2020  
Published by BSI Standards Limited 2020

ISBN 978 0 539 04088 3

ICS 25.160.10; 25.160.40

**Compliance with a British Standard cannot confer immunity from legal obligations.**

This British Standard was published under the authority of the Standards Policy and Strategy Committee on 31 July 2020.

### Amendments/corrigenda issued since publication

Date	Text affected
------	---------------

English Version

## Friction stir welding - Aluminium - Part 2: Design of weld joints (ISO 25239-2:2020)

Soudage par friction-malaxage - Aluminium  
- Partie 2: Conception des assemblages  
soudés (ISO 25239-2:2020)

Rührreibschweißen - Aluminium - Teil 2: Ausführung  
der Schweißverbindungen (ISO 25239-2:2020)

This European Standard was approved by CEN on 12 July 2020.

CEN members are bound to comply with the CEN/CENELEC Internal Regulations which stipulate the conditions for giving this European Standard the status of a national standard without any alteration. Up-to-date lists and bibliographical references concerning such national standards may be obtained on application to the CEN-CENELEC Management Centre or to any CEN member.

This European Standard exists in three official versions (English, French, German). A version in any other language made by translation under the responsibility of a CEN member into its own language and notified to the CEN-CENELEC Management Centre has the same status as the official versions.

CEN members are the national standards bodies of Austria, Belgium, Bulgaria, Croatia, Cyprus, Czech Republic, Denmark, Estonia, Finland, France, Germany, Greece, Hungary, Iceland, Ireland, Italy, Latvia, Lithuania, Luxembourg, Malta, Netherlands, Norway, Poland, Portugal, Republic of North Macedonia, Romania, Serbia, Slovakia, Slovenia, Spain, Sweden, Switzerland, Turkey and United Kingdom.



EUROPEAN COMMITTEE FOR STANDARDIZATION  
COMITÉ EUROPÉEN DE NORMALISATION  
EUROPÄISCHES KOMITEE FÜR NORMUNG

CEN-CENELEC Management Centre: Rue de la Science 23, B-1040 Brussels

## European foreword

This document (EN ISO 25239-2:2020) has been prepared by Technical Committee ISO/TC IIW "International Institute of Welding" in collaboration with Technical Committee CEN/TC 121 "Welding and allied processes" the secretariat of which is held by DIN.

This European Standard shall be given the status of a national standard, either by publication of an identical text or by endorsement, at the latest by January 2021, and conflicting national standards shall be withdrawn at the latest by January 2021.

Attention is drawn to the possibility that some of the elements of this document may be the subject of patent rights. CEN shall not be held responsible for identifying any or all such patent rights.

This document supersedes EN ISO 25239-2:2011.

According to the CEN-CENELEC Internal Regulations, the national standards organizations of the following countries are bound to implement this European Standard: Austria, Belgium, Bulgaria, Croatia, Cyprus, Czech Republic, Denmark, Estonia, Finland, France, Germany, Greece, Hungary, Iceland, Ireland, Italy, Latvia, Lithuania, Luxembourg, Malta, Netherlands, Norway, Poland, Portugal, Republic of North Macedonia, Romania, Serbia, Slovakia, Slovenia, Spain, Sweden, Switzerland, Turkey and the United Kingdom.

### Endorsement notice

The text of ISO 25239-2:2020 has been approved by CEN as EN ISO 25239-2:2020 without any modification.

# Contents

Page

<b>Foreword</b> .....	<b>iv</b>
<b>Introduction</b> .....	<b>v</b>
<b>1 Scope</b> .....	<b>1</b>
<b>2 Normative references</b> .....	<b>1</b>
<b>3 Terms and definitions</b> .....	<b>1</b>
<b>4 Design requirements</b> .....	<b>1</b>
4.1 Documentation.....	1
4.2 Joint design.....	2
4.2.1 General.....	2
4.2.2 Butt joints.....	4
4.2.3 Lap joints.....	4
4.3 Additional information.....	5
4.3.1 Essential information.....	5
4.3.2 Weldment dimensions.....	5
4.3.3 Inspection.....	5
<b>Bibliography</b> .....	<b>6</b>

## Foreword

ISO (the International Organization for Standardization) is a worldwide federation of national standards bodies (ISO member bodies). The work of preparing International Standards is normally carried out through ISO technical committees. Each member body interested in a subject for which a technical committee has been established has the right to be represented on that committee. International organizations, governmental and non-governmental, in liaison with ISO, also take part in the work. ISO collaborates closely with the International Electrotechnical Commission (IEC) on all matters of electrotechnical standardization.

The procedures used to develop this document and those intended for its further maintenance are described in the ISO/IEC Directives, Part 1. In particular, the different approval criteria needed for the different types of ISO documents should be noted. This document was drafted in accordance with the editorial rules of the ISO/IEC Directives, Part 2 (see [www.iso.org/directives](http://www.iso.org/directives)).

Attention is drawn to the possibility that some of the elements of this document may be the subject of patent rights. ISO shall not be held responsible for identifying any or all such patent rights. Details of any patent rights identified during the development of the document will be in the Introduction and/or on the ISO list of patent declarations received (see [www.iso.org/patents](http://www.iso.org/patents)).

Any trade name used in this document is information given for the convenience of users and does not constitute an endorsement.

For an explanation of the voluntary nature of standards, the meaning of ISO specific terms and expressions related to conformity assessment, as well as information about ISO's adherence to the World Trade Organization (WTO) principles in the Technical Barriers to Trade (TBT), see [www.iso.org/iso/foreword.html](http://www.iso.org/iso/foreword.html).

This document was prepared by IIW, *International Institute of Welding*, Commission III, *Resistance Welding, Solid State Welding and Allied Joining Process*, in collaboration with the European Committee for Standardization (CEN) Technical Committee CEN/TC 121, *Welding and allied processes*, in accordance with the Agreement on technical cooperation between ISO and CEN (Vienna Agreement).

This second edition cancels and replaces the first edition (ISO 25239-2:2011), which has been technically revised.

The main changes compared to the previous edition are as follows:

- half overlap joint has been taken into consideration;
- [Figure 2](#) has been improved.

A list of all parts in the ISO 25239 series can be found on the ISO website.

Any feedback or questions on this document should be directed to the user's national standards body. A complete listing of these bodies can be found at [www.iso.org/members.html](http://www.iso.org/members.html).

## Introduction

Welding processes are widely used in the fabrication of engineered structures. During the second half of the twentieth century, fusion welding processes, wherein fusion is obtained by the melting of parent material and usually a filler metal, dominated the welding of large structures. In 1991, Wayne Thomas at TWI invented friction stir welding (FSW), which is carried out entirely in the solid phase (no melting).

The increasing use of FSW has created the need for this document in order to ensure that welding is carried out in the most effective way and that appropriate control is exercised over all aspects of the operation. This document focuses on the FSW of aluminium because, at the time of publication, the majority of commercial applications for FSW involved aluminium. Examples include railway carriages, consumer products, food processing equipment, aerospace structures, and marine vessels.

.....



# Friction stir welding – Aluminium —

## Part 2: Design of weld joints

### 1 Scope

This document specifies design requirements for friction stir weld joints.

In this document, the term “aluminium” refers to aluminium and its alloys.

This document does not apply to friction stir spot welding which is covered by the ISO 18785 series.

### 2 Normative references

The following documents are referred to in the text in such a way that some or all of their content constitutes requirements of this document. For dated references, only the edition cited applies. For undated references, the latest edition of the referenced document (including any amendments) applies.

ISO 2553, *Welding and allied processes — Symbolic representation on drawings — Welded joints*

ISO 25239-1, *Friction stir welding — Aluminium — Part 1: Vocabulary*

ISO 25239-4, *Friction stir welding — Aluminium — Part 4: Specification and qualification of welding procedures*

ISO 25239-5, *Friction stir welding — Aluminium — Part 5: Quality and inspection requirements*

ISO/TR 25901 (all parts), *Welding and allied processes — Vocabulary*

### 3 Terms and definitions

For the purposes of this document, the terms and definitions given in ISO 25239-1 and ISO/TR 25901 (all parts) apply.

ISO and IEC maintain terminological databases for use in standardization at the following addresses:

- ISO Online browsing platform: available at <https://www.iso.org/obp>
- IEC Electropedia: available at <http://www.electropedia.org/>

### 4 Design requirements

#### 4.1 Documentation

The weldment shall be designed in accordance with defined requirements that support the end use of the product. Documentation shall define all requirements for the weld. Essential process controls shall be defined to substantiate that all design requirements can be met by the welds that were produced in accordance with the welding procedure specification (WPS) and inspection requirements.

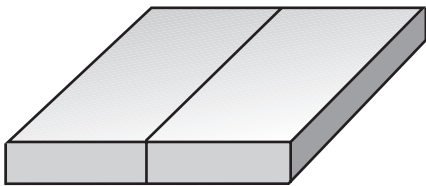
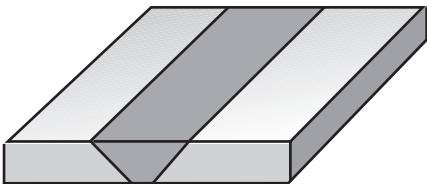
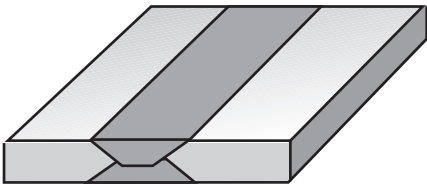
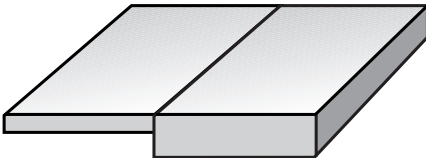
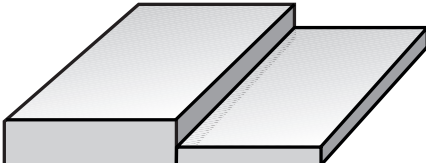
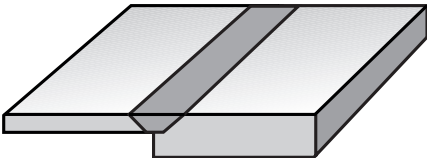

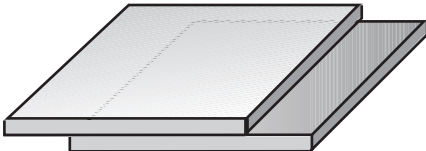
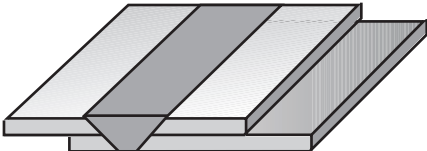
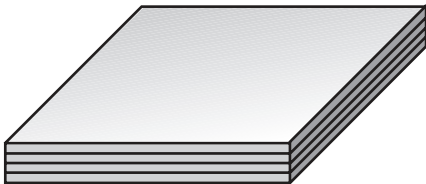
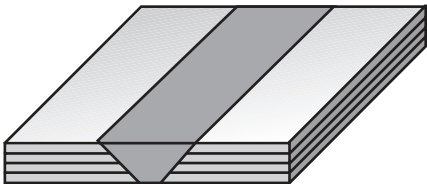
Weld symbols shall be in accordance with ISO 2553.

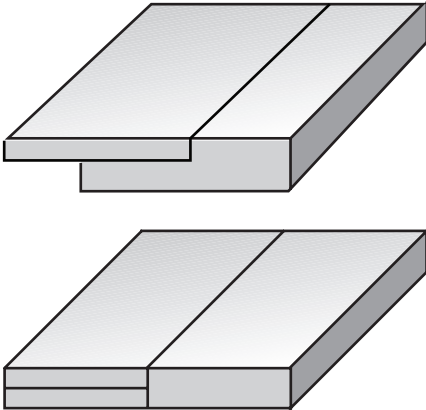
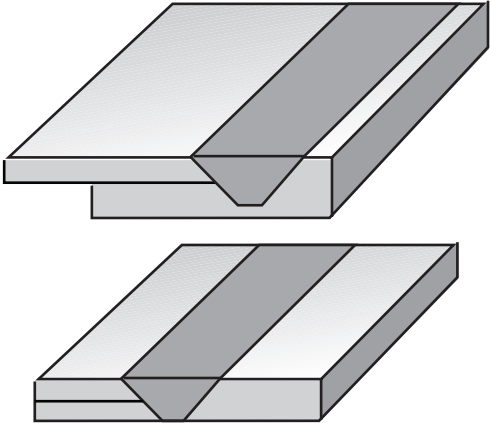
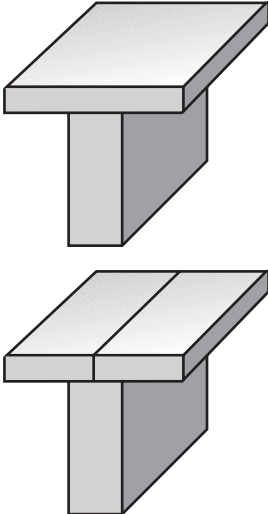
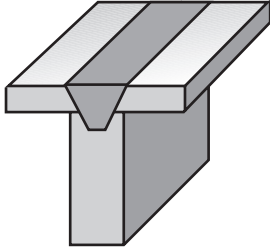
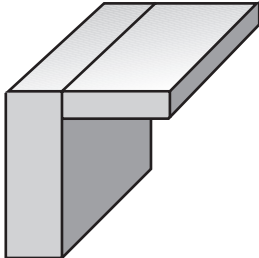
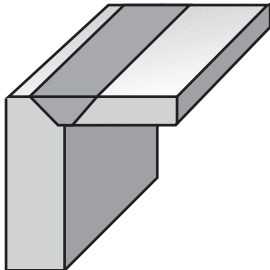
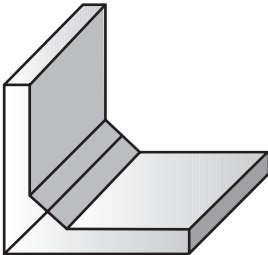
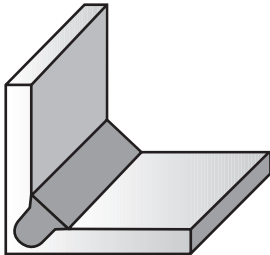
## 4.2 Joint design



### 4.2.1 General

The weld joint design shall take into account the necessary material property data. Some examples of weld joints are shown in [Table 1](#).

**Table 1 — Various weld joints shown before and after friction stir welding**

	Joint design	Before welding	After welding
1	Butt joint		 Single sided weld  Double sided weld
2	Butt joint with different thicknesses	 	 
3	Lap joint		
4	Multi sheet lap joint		

	Joint design	Before welding	After welding
5	Half overlap		
6	T-joint		
7	Corner joint		
8	Fillet joint		

	Joint design	Before welding	After welding
9	Circumferential butt joint		

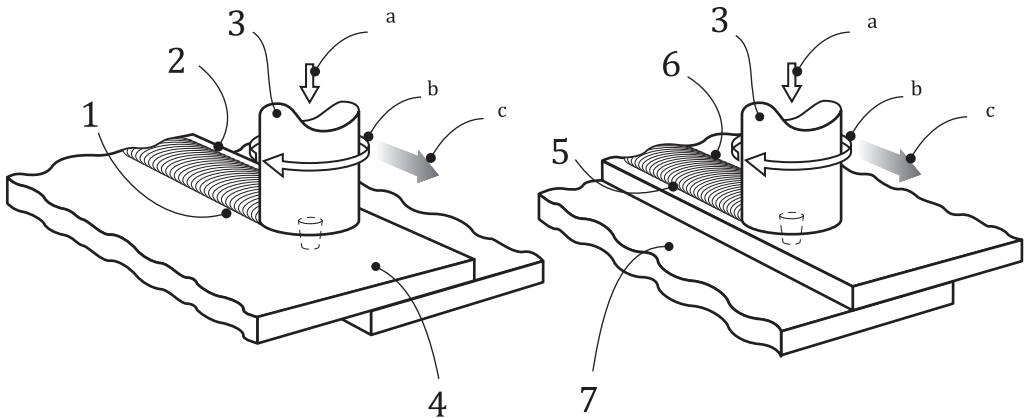
4.2.2 Butt joints

Essential variables shall be defined in the WPS in accordance with ISO 25239-4.

4.2.3 Lap joints

The distance from the centreline of the tool to the edge of each overlapping member shall be specified in the WPS.

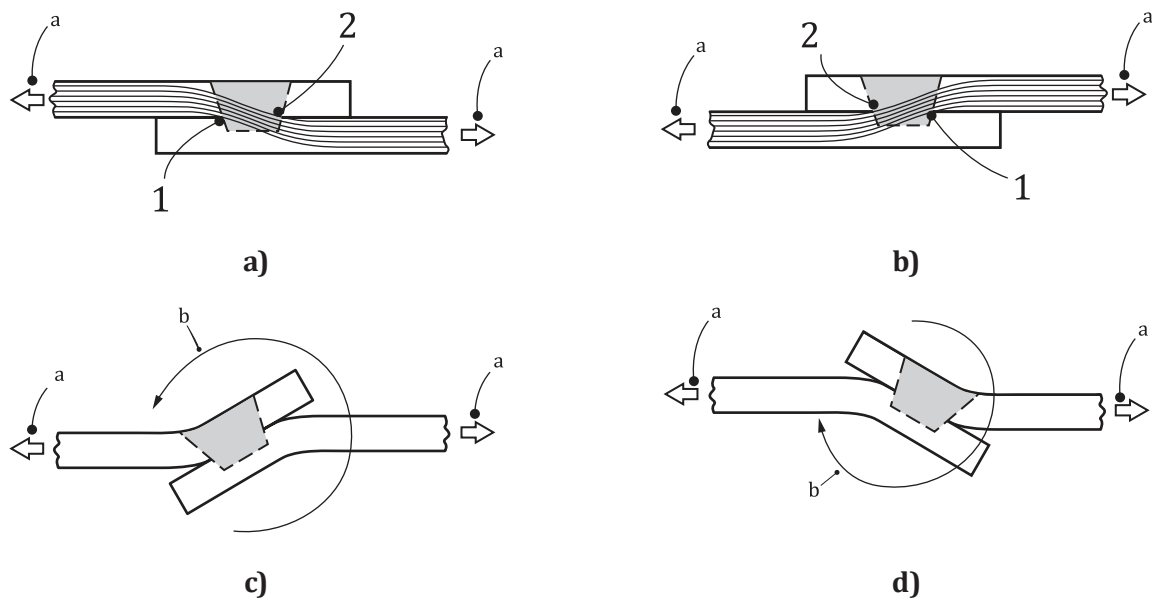
A friction stir lap weld shall be differentiated from all other lap welds to avoid any misunderstanding of its uniqueness. Conventional FSW is an asymmetric process. For example, one side of the weld is heated more than the other side. Another example of its asymmetry is the difference in strength between the advancing side and the retreating side of the weld. Depending on whether the advancing side or the retreating side of the weld is near the edge of the sheet (see [Figure 1](#)), the stronger or weaker side of the joint can be placed on the stressed side of the weld, as shown in [Figure 2](#). This is critically important and depends on the advancing near edge or retreating near edge configuration, as shown in [Figure 1](#).



Key

- |   |   |   |                             |
|---|---|---|-----------------------------|
| 1 | retreating side                                     | 6 | advancing side              |
| 2 | advancing side near the weld face sheet edge (ANE)  | 7 | lower workpiece             |
| 3 | tool  | a | Axial force.                |
| 4 | upper workpiece                                     | b | Direction of tool rotation. |
| 5 | retreating side near the weld face sheet edge (RNE) | c | Direction of welding.       |

Figure 1 — Advancing side and retreating side placement in lap joints



#### Key

- 1 tensile-stressed side of upper workpiece
- 2 tensile-stressed side of lower workpiece
- a Tensile force.
- b Joint rotation.

**Figure 2 — Load paths in lap joints**

### 4.3 Additional information

#### 4.3.1 Essential information

The following shall be specified for each weld:

- a) parent material specification, alloy, temper and product form;
- b) pre-weld surface condition, including any coating;
- c) weld location on the component and tool path;
- d) weld finishing requirements (as-welded or subsequently finished);
- e) postweld heat treatment.

#### 4.3.2 Weldment dimensions

The dimensions of the weldment on the engineering drawing shall be the final dimensions and shall not include allowances for shrinkage.

#### 4.3.3 Inspection

The documentation shall define the weld inspection requirements, inspection methods, and acceptance level. Welds shall be inspected and tested in accordance with ISO 25239-5.

## Bibliography

- [1] ISO 18785 (all parts), *Friction stir spot welding — Aluminium*
- [2] ISO 25239-3, *Friction stir welding — Aluminium — Part 3: Qualification of welding operators*



# British Standards Institution (BSI)

BSI is the national body responsible for preparing British Standards and other standards-related publications, information and services.

BSI is incorporated by Royal Charter. British Standards and other standardization products are published by BSI Standards Limited.

## About us

We bring together business, industry, government, consumers, innovators and others to shape their combined experience and expertise into standards-based solutions.

The knowledge embodied in our standards has been carefully assembled in a dependable format and refined through our open consultation process. Organizations of all sizes and across all sectors choose standards to help them achieve their goals.

## Information on standards

We can provide you with the knowledge that your organization needs to succeed. Find out more about British Standards by visiting our website at [bsigroup.com/standards](https://bsigroup.com/standards) or contacting our Customer Services team or Knowledge Centre.

## Buying standards

You can buy and download PDF versions of BSI publications, including British and adopted European and international standards, through our website at [bsigroup.com/shop](https://bsigroup.com/shop), where hard copies can also be purchased.

If you need international and foreign standards from other Standards Development Organizations, hard copies can be ordered from our Customer Services team.

## Copyright in BSI publications

All the content in BSI publications, including British Standards, is the property of and copyrighted by BSI or some person or entity that owns copyright in the information used (such as the international standardization bodies) and has formally licensed such information to BSI for commercial publication and use.

Save for the provisions below, you may not transfer, share or disseminate any portion of the standard to any other person. You may not adapt, distribute, commercially exploit or publicly display the standard or any portion thereof in any manner whatsoever without BSI's prior written consent.

## Storing and using standards

Standards purchased in soft copy format:

- A British Standard purchased in soft copy format is licensed to a sole named user for personal or internal company use only.
- The standard may be stored on more than one device provided that it is accessible by the sole named user only and that only one copy is accessed at any one time.
- A single paper copy may be printed for personal or internal company use only.

Standards purchased in hard copy format:

- A British Standard purchased in hard copy format is for personal or internal company use only.
- It may not be further reproduced – in any format – to create an additional copy. This includes scanning of the document.

If you need more than one copy of the document, or if you wish to share the document on an internal network, you can save money by choosing a subscription product (see 'Subscriptions').

## Reproducing extracts

For permission to reproduce content from BSI publications contact the BSI Copyright and Licensing team.

## Subscriptions

Our range of subscription services are designed to make using standards easier for you. For further information on our subscription products go to [bsigroup.com/subscriptions](https://bsigroup.com/subscriptions).

With **British Standards Online (BSOL)** you'll have instant access to over 55,000 British and adopted European and international standards from your desktop. It's available 24/7 and is refreshed daily so you'll always be up to date.

You can keep in touch with standards developments and receive substantial discounts on the purchase price of standards, both in single copy and subscription format, by becoming a **BSI Subscribing Member**.

**PLUS** is an updating service exclusive to BSI Subscribing Members. You will automatically receive the latest hard copy of your standards when they're revised or replaced.

To find out more about becoming a BSI Subscribing Member and the benefits of membership, please visit [bsigroup.com/shop](https://bsigroup.com/shop).

With a **Multi-User Network Licence (MUNL)** you are able to host standards publications on your intranet. Licences can cover as few or as many users as you wish. With updates supplied as soon as they're available, you can be sure your documentation is current. For further information, email [cservices@bsigroup.com](mailto:cservices@bsigroup.com).

## Revisions

Our British Standards and other publications are updated by amendment or revision.

We continually improve the quality of our products and services to benefit your business. If you find an inaccuracy or ambiguity within a British Standard or other BSI publication please inform the Knowledge Centre.

## Useful Contacts

### Customer Services

**Tel:** +44 345 086 9001

**Email:** [cservices@bsigroup.com](mailto:cservices@bsigroup.com)

### Subscriptions

**Tel:** +44 345 086 9001

**Email:** [subscriptions@bsigroup.com](mailto:subscriptions@bsigroup.com)

### Knowledge Centre

**Tel:** +44 20 8996 7004

**Email:** [knowledgecentre@bsigroup.com](mailto:knowledgecentre@bsigroup.com)

### Copyright & Licensing

**Tel:** +44 20 8996 7070

**Email:** [copyright@bsigroup.com](mailto:copyright@bsigroup.com)

## BSI Group Headquarters

389 Chiswick High Road London W4 4AL UK

