



**BSI Standards Publication**

# **Friction stir welding – Aluminium**

---

## **Part 5: Quality and inspection requirements**

# National foreword

This British Standard is the UK implementation of EN ISO 25239-5:2020. It is identical to ISO 25239-5:2020. It supersedes BS EN ISO 25239-5:2011, which is withdrawn.

The UK participation in its preparation was entrusted to Technical Committee WEE/-/1, Briefing committee for welding.

A list of organizations represented on this committee can be obtained on request to its committee manager.

This publication does not purport to include all the necessary provisions of a contract. Users are responsible for its correct application.

© The British Standards Institution 2020  
Published by BSI Standards Limited 2020

ISBN 978 0 539 04091 3

ICS 25.160.10

**Compliance with a British Standard cannot confer immunity from legal obligations.**

This British Standard was published under the authority of the Standards Policy and Strategy Committee on 31 July 2020.

## Amendments/corrigenda issued since publication

Date	Text affected
------	---------------

EUROPEAN STANDARD  
NORME EUROPÉENNE  
EUROPÄISCHE NORM

**EN ISO 25239-5**

July 2020

ICS 25.160.10

Supersedes EN ISO 25239-5:2011

English Version

**Friction stir welding - Aluminium - Part 5: Quality and inspection requirements (ISO 25239-5:2020)**

Soudage par friction-malaxage - Aluminium - Partie 5:  
Exigences de qualité et de contrôle (ISO 25239-5:2020)

Rührreibschweißen - Aluminium - Teil 5: Qualitäts-  
und Prüfungsanforderungen (ISO 25239-5:2020)

This European Standard was approved by CEN on 12 July 2020.

CEN members are bound to comply with the CEN/CENELEC Internal Regulations which stipulate the conditions for giving this European Standard the status of a national standard without any alteration. Up-to-date lists and bibliographical references concerning such national standards may be obtained on application to the CEN-CENELEC Management Centre or to any CEN member.

This European Standard exists in three official versions (English, French, German). A version in any other language made by translation under the responsibility of a CEN member into its own language and notified to the CEN-CENELEC Management Centre has the same status as the official versions.

CEN members are the national standards bodies of Austria, Belgium, Bulgaria, Croatia, Cyprus, Czech Republic, Denmark, Estonia, Finland, France, Germany, Greece, Hungary, Iceland, Ireland, Italy, Latvia, Lithuania, Luxembourg, Malta, Netherlands, Norway, Poland, Portugal, Republic of North Macedonia, Romania, Serbia, Slovakia, Slovenia, Spain, Sweden, Switzerland, Turkey and United Kingdom.



EUROPEAN COMMITTEE FOR STANDARDIZATION  
COMITÉ EUROPÉEN DE NORMALISATION  
EUROPÄISCHES KOMITEE FÜR NORMUNG

**CEN-CENELEC Management Centre: Rue de la Science 23, B-1040 Brussels**

© 2020 CEN All rights of exploitation in any form and by any means reserved  
worldwide for CEN national Members.

Ref. No. EN ISO 25239-5:2020 E

## European foreword

This document (EN ISO 25239-5:2020) has been prepared by Technical Committee ISO/TC IIW "International Institute of Welding" in collaboration with Technical Committee CEN/TC 121 "Welding and allied processes" the secretariat of which is held by DIN.

This European Standard shall be given the status of a national standard, either by publication of an identical text or by endorsement, at the latest by January 2021, and conflicting national standards shall be withdrawn at the latest by January 2021.

Attention is drawn to the possibility that some of the elements of this document may be the subject of patent rights. CEN shall not be held responsible for identifying any or all such patent rights.

This document supersedes EN ISO 25239-5:2011.

According to the CEN-CENELEC Internal Regulations, the national standards organizations of the following countries are bound to implement this European Standard: Austria, Belgium, Bulgaria, Croatia, Cyprus, Czech Republic, Denmark, Estonia, Finland, France, Germany, Greece, Hungary, Iceland, Ireland, Italy, Latvia, Lithuania, Luxembourg, Malta, Netherlands, Norway, Poland, Portugal, Republic of North Macedonia, Romania, Serbia, Slovakia, Slovenia, Spain, Sweden, Switzerland, Turkey and the United Kingdom.

## Endorsement notice

The text of ISO 25239-5:2020 has been approved by CEN as EN ISO 25239-5:2020 without any modification.

# Contents

Page

<b>Foreword</b>	<b>iv</b>
<b>Introduction</b>	<b>v</b>
<b>1 Scope</b>	<b>1</b>
<b>2 Normative references</b>	<b>1</b>
<b>3 Terms and definitions</b>	<b>1</b>
<b>4 Quality requirements</b>	<b>2</b>
4.1 General	2
4.2 Welding personnel	2
4.2.1 General	2
4.2.2 Welding operator	2
4.3 Inspection and testing personnel	2
4.3.1 General	2
4.3.2 Personnel performing non-destructive testing (including visual testing)	2
4.3.3 Destructive testing personnel	2
4.4 Equipment	2
4.4.1 Suitability of equipment	2
4.4.2 Reproducibility tests for qualified machine welding settings	3
4.4.3 Equipment maintenance	3
4.5 Welding procedure specification	3
4.6 Friction stir welding tool	3
4.6.1 Identification	3
4.6.2 Friction stir welding tool inspection	3
4.7 Pre-weld joint preparation and fit-up	4
4.7.1 Joint preparation	4
4.7.2 Pre-weld cleaning	4
4.8 Preheating and interpass temperature control	4
4.9 Tack welds	4
4.10 Welding	4
4.11 Postweld heat treatment	4
4.12 Inspection and testing	4
4.12.1 General	4
4.12.2 Inspection and testing before welding	4
4.12.3 Inspection and testing during welding	5
4.12.4 Inspection and testing after welding	5
4.12.5 Damaged and non-conforming welds	6
4.12.6 Weld geometry correction	6
4.13 Identification and traceability	6
<b>Annex A (normative) Imperfections, testing and examination, acceptance levels, and ISO 6520-1 reference number</b>	<b>7</b>
<b>Bibliography</b>	<b>12</b>

## Foreword

ISO (the International Organization for Standardization) is a worldwide federation of national standards bodies (ISO member bodies). The work of preparing International Standards is normally carried out through ISO technical committees. Each member body interested in a subject for which a technical committee has been established has the right to be represented on that committee. International organizations, governmental and non-governmental, in liaison with ISO, also take part in the work. ISO collaborates closely with the International Electrotechnical Commission (IEC) on all matters of electrotechnical standardization.

The procedures used to develop this document and those intended for its further maintenance are described in the ISO/IEC Directives, Part 1. In particular, the different approval criteria needed for the different types of ISO documents should be noted. This document was drafted in accordance with the editorial rules of the ISO/IEC Directives, Part 2 (see [www.iso.org/directives](http://www.iso.org/directives)).

Attention is drawn to the possibility that some of the elements of this document may be the subject of patent rights. ISO shall not be held responsible for identifying any or all such patent rights. Details of any patent rights identified during the development of the document will be in the Introduction and/or on the ISO list of patent declarations received (see [www.iso.org/patents](http://www.iso.org/patents)).

Any trade name used in this document is information given for the convenience of users and does not constitute an endorsement.

For an explanation of the voluntary nature of standards, the meaning of ISO specific terms and expressions related to conformity assessment, as well as information about ISO's adherence to the World Trade Organization (WTO) principles in the Technical Barriers to Trade (TBT), see [www.iso.org/iso/foreword.html](http://www.iso.org/iso/foreword.html).

This document was prepared by IIW, *International Institute of Welding*, Commission III, *Resistance Welding, Solid State Welding and Allied Joining Process*, in collaboration with the European Committee for Standardization (CEN) Technical Committee CEN/TC 121, *Welding and allied processes*, in accordance with the Agreement on technical cooperation between ISO and CEN (Vienna Agreement).

This second edition cancels and replaces the first edition (ISO 25239-5:2011), which has been technically revised.

The main changes compared to the previous edition are as follows:

- the concept of three different acceptance levels for the assessment of weld quality has been added to [Annex A](#);
- the following imperfections have been added to [Table A.1](#): angular misalignment, joint area deformation, surface breaking cavity, solid inclusion, joint remnants and multiple imperfections;
- the requirements for personnel performing non-destructive testing and visual testing have been aligned with ISO 17637

A list of all parts in the ISO 25239 series can be found on the ISO website.

Any feedback or questions on this document should be directed to the user's national standards body. A complete listing of these bodies can be found at [www.iso.org/members.html](http://www.iso.org/members.html).

## Introduction

Welding processes are widely used in the fabrication of engineered structures. During the second half of the twentieth century, fusion welding processes, wherein fusion is obtained by the melting of parent material and usually a filler metal, dominated the welding of large structures. In 1991, Wayne Thomas at TWI invented friction stir welding (FSW), which is carried out entirely in the solid phase (no melting).

The increasing use of FSW has created the need for this document in order to ensure that welding is carried out in the most effective way and that appropriate control is exercised over all aspects of the operation. This document focuses on the FSW of aluminium because, at the time of publication, the majority of commercial applications for FSW involved aluminium. Examples include railway carriages, consumer products, food processing equipment, aerospace structures, and marine vessels.

# Friction stir welding — Aluminium —

## Part 5: Quality and inspection requirements

### 1 Scope

This document specifies a method for determining the capability of a manufacturer to use the friction stir welding (FSW) process for the production of products of the specified quality. It specifies quality requirements, but does not assign those requirements to any specific product group.

In this document, the term “aluminium” refers to aluminium and its alloys.

This document does not apply to friction stir spot welding which is covered by the ISO 18785 series.

### 2 Normative references

The following documents are referred to in the text in such a way that some or all of their content constitutes requirements of this document. For dated references, only the edition cited applies. For undated references, the latest edition of the referenced document (including any amendments) applies.

ISO 3452-1, *Non-destructive testing — Penetrant testing — Part 1: General principles*

ISO 4136, *Destructive tests on welds in metallic materials — Transverse tensile test*

ISO 9015-1, *Destructive tests on welds in metallic materials — Hardness testing — Part 1: Hardness test on arc welded joints*

ISO 9015-2, *Destructive tests on welds in metallic materials — Hardness testing — Part 2: Microhardness testing of welded joints*

ISO 9017, *Destructive tests on welds in metallic materials — Fracture test*

ISO 9712, *Non-destructive testing — Qualification and certification of NDT personnel*

ISO 17636 (all parts), *Non-destructive testing of welds — Radiographic testing*

ISO 17637, *Non-destructive testing of welds — Visual testing of fusion-welded joints*

ISO 17640, *Non-destructive testing of welds — Ultrasonic testing — Techniques, testing levels, and assessment*

ISO 25239-1, *Friction stir welding — Aluminium — Part 1: Vocabulary*

ISO 25239-3, *Friction stir welding — Aluminium — Part 3: Qualification of welding operators*

ISO 25239-4, *Friction stir welding — Aluminium — Part 4: Specification and qualification of welding procedures*

ISO/TR 25901 (all parts), *Welding and allied processes — Vocabulary*

### 3 Terms and definitions

For the purposes of this document, the terms and definitions given in ISO 25239-1 and ISO/TR 25901 (all parts) apply.



ISO and IEC maintain terminological databases for use in standardization at the following addresses:

- ISO Online browsing platform: available at <https://www.iso.org/obp>
- IEC Electropedia: available at <http://www.electropedia.org/>

## 4 Quality requirements

### 4.1 General

These requirements relate only to those aspects of product quality that can be influenced by FSW.

### 4.2 Welding personnel

#### 4.2.1 General

Manufacturers shall have at their disposal sufficient competent personnel for the planning, performance and supervision of FSW production operations in accordance with specified requirements.

#### 4.2.2 Welding operator

Welding operators shall be qualified in accordance with ISO 25239-3. Qualification records shall be kept up to date.

### 4.3 Inspection and testing personnel

#### 4.3.1 General

Manufacturers shall have sufficient competent personnel for the planning, performance, and supervision of inspection and testing operations during the production of friction stir welded parts in accordance with specified requirements.

#### 4.3.2 Personnel performing non-destructive testing (including visual testing)

Non-destructive testing of welds (including visual testing) and the evaluation of results for final acceptance shall be performed by qualified and capable personnel. It is recommended that the personnel be qualified in accordance with ISO 9712 or an equivalent standard at an appropriate level in the relevant industry sector.

#### 4.3.3 Destructive testing personnel

Personnel performing destructive testing shall be trained for those test methods.

### 4.4 Equipment

#### 4.4.1 Suitability of equipment

The equipment shall be adequate for the application concerned.

Welding equipment (e.g. welding machines and FSW tools) shall be capable of producing welds that meet the acceptance levels specified in [Annex A](#). Welding equipment shall be maintained in good condition and shall be repaired or adjusted when a welding operator, inspector or welding coordinator is concerned about the capability of the equipment to operate satisfactorily.

#### 4.4.2 Reproducibility tests for qualified machine welding settings

Reproducibility tests shall be performed to demonstrate that the welding equipment can repeatedly produce welds that meet the acceptance levels in [Annex A](#). Reproducibility tests shall be carried out when any of the following occurs:

- after installation of new or refurbished welding equipment;
- a critical component of the FSW machine is repaired or replaced after being damaged or after failing to operate properly;
- equipment is dislodged or moved in a manner for which it was not designed;
- stationary equipment is moved from one location to another.

The reproducibility test shall be performed in accordance with a WPS that is used in production for that machine.

A minimum of three satisfactory test welds shall be made and documented.

#### 4.4.3 Equipment maintenance

The manufacturer shall have a documented plan for equipment maintenance. The plan shall ensure that maintenance checks are performed on the equipment that controls variables listed in the relevant WPSs. The maintenance plan may be limited to those items that are essential for producing welds that meet the quality requirements of this document.

Examples of these items are as follows:

- condition of guides and mechanized fixtures;
- condition of meters and gauges that are used for the operation of the welding equipment;
- condition of cables, hoses, and connectors;
- condition of the control systems in mechanized or automatic welding equipment;
- condition of thermocouples and other temperature measurement instruments;
- condition of clamps, jigs, and fixtures.

Before welding, clamps, jigs, and fixtures that contact the workpieces shall be clean and sufficiently free of contaminants (e.g. oil, grease, and dirt) that can have a detrimental effect on the weld.

Defective equipment shall not be used.

#### 4.5 Welding procedure specification

The manufacturer shall ensure the WPS is used correctly in production.

#### 4.6 Friction stir welding tool

##### 4.6.1 Identification

The FSW tool that is used in production shall be permanently marked for identification prior to use.

##### 4.6.2 Friction stir welding tool inspection

The correct tool geometry is critical for producing a quality friction stir weld. Therefore upon first use, the FSW tool shall be clean and sufficiently free of contaminants (e.g. oil, grease or dirt) that can have a

detrimental effect on weld quality. Because the FSW tool wears with use, it shall be inspected for wear at appropriate intervals and in accordance with a written procedure.

## **4.7 Pre-weld joint preparation and fit-up**

### **4.7.1 Joint preparation**

The edge of each joint member shall be prepared in accordance with the WPS.

The joint condition shall be set in accordance with the WPS.

### **4.7.2 Pre-weld cleaning**

Pre-weld cleaning shall be carried out in accordance with the WPS. Parent material shall be clean and sufficiently free of contaminants (e.g. oil, grease or dirt) that can have a detrimental effect on weld quality.

## **4.8 Preheating and interpass temperature control**

Requirements for preheating and interpass temperature control shall be in accordance with a WPS.

## **4.9 Tack welds**

If tack welds are required, they shall be made in accordance with a WPS.

## **4.10 Welding**

All welding shall be done in accordance with a WPS.

## **4.11 Postweld heat treatment**

If postweld heat treatment is required, it shall be done in accordance with a WPS.

The manufacturer shall be fully responsible for the specification and performance of any postweld heat treatment (e.g. solution heat-treating, stress relieving, or ageing). The procedure shall be compatible with the parent material, welded joint, and weldment, in accordance with the product standard or specified requirements. A record of the heat treatment shall be made. The record shall demonstrate that this document has been followed and shall be traceable to the heat-treated part.

## **4.12 Inspection and testing**

### **4.12.1 General**

The location and frequency of applicable inspections and tests depends on the product standard and the type of construction.

### **4.12.2 Inspection and testing before welding**

Before the start of welding, the following shall be verified:

- suitability and validity of the welding operator's qualification certificate;
- suitability of the WPS;
- parent material alloy and temper;
- joint preparation (e.g. shape and dimensions);

- joint fit-up, jiggling, and tacking;
- welding parameters set in accordance with the WPS;
- preheating and interpass temperature.

#### **4.12.3 Inspection and testing during welding**

During welding, the welding sequence shall be checked at suitable intervals or by continuous monitoring.

#### **4.12.4 Inspection and testing after welding**

##### **4.12.4.1 General**

After welding, compliance with the relevant application standards or relevant requirements shall be verified by selecting from the following tests:

- visual testing;
- non-destructive testing;
- destructive testing;
- form, shape, and dimensions of the weldment;
- results and records of postweld operations (e.g. postweld heat treatment, ageing).

##### **4.12.4.2 Visual testing**

Visual testing shall be performed in accordance with ISO 17637.

##### **4.12.4.3 Penetrant inspection**

Penetrant inspection shall be performed in accordance with ISO 3452-1.

##### **4.12.4.4 Radiographic testing**

Radiographic testing shall be performed in accordance with ISO 17636 (all parts).

Ultrasonic examination can be used instead of radiographic testing when specified by the design specification or by relevant requirements.

When radiographic testing of lap joints or partial-penetration butt welds is required, the design specification shall determine the acceptance levels.

##### **4.12.4.5 Ultrasonic examination**

Ultrasonic examination shall be performed in accordance with ISO 17640.

When immersion ultrasonic examination or phased-array ultrasonic examination is used, the design specification or relevant requirements shall determine the applicable standard(s) or requirements.

##### **4.12.4.6 Service testing**

Service testing can be used in conjunction with, or in lieu of, the testing methods listed in [4.12.4.3](#) (penetrant), [4.12.4.4](#) (radiographic) and [4.12.4.5](#) (ultrasonic), when specified by the design specification or relevant requirements.

**ISO 25239-5:2020(E)****4.12.4.7 Tensile testing**

Tensile testing and the preparation of tensile test specimens shall be performed in accordance with ISO 4136.

**4.12.4.8 Bend testing**

Bend testing and the preparation of bend test specimens shall be performed in accordance with ISO 25239-4.

**4.12.4.9 Hardness testing**

Hardness testing shall be performed in accordance with ISO 9015-1 or ISO 9015-2, as applicable.

**4.12.4.10 Fracture testing**

Fracture testing shall be performed in accordance with ISO 9017.

**4.12.4.11 Other destructive tests**

Other destructive tests, procedures or techniques (e.g. impact tests, fatigue tests or macrographic and micrographic examination) not specifically addressed in this document can be used in conjunction with the tests stated herein. When one or more of these other testing methods is indicated, then they shall be carried out in accordance with the relevant International Standard.

**4.12.5 Damaged and non-conforming welds**

If the repair of a damaged weld involves welding, then the repair shall be performed in accordance with a WPS. Repair shall bring the weld into full conformity within the requirements of this specification.

**4.12.6 Weld geometry correction**

Toe flash or other protruding material along the edges of a friction stir weld and excess penetration can be removed by a method that does not degrade parent metal properties. This operation shall be carried out in such a manner that the thickness of the weld and parent material remain within tolerance.

**4.13 Identification and traceability**

Identification and traceability of a weld to a WPS and welding operator or operators shall be maintained throughout the manufacturing process.

## **Annex A**

### **(normative)**

# **Imperfections, testing and examination, acceptance levels, and ISO 6520-1 reference number**

The imperfections described in [Table A.1](#) are based on designations given in ISO 10042 together with designations specific to friction stir welding.

The quality levels provide basic reference data and are not specifically related to any particular application. They refer to the types of welded joint in fabrication and not to the complete product or component itself. It is possible, therefore, that different quality levels are applied to individual welded joints in the same product or component.

It would normally be expected that for a particular welded joint the dimensional limits for imperfections can all be covered by specifying one quality level. In some cases, it can be necessary to specify different quality levels for different imperfections in the same welded joint.

The choice of quality level for any application should take account of design considerations, subsequent processing (e.g. surfacing), mode of stressing (e.g. static, dynamic), service conditions (e.g. temperature, environment) and consequences of failure. Economic factors are also important and should include not only the cost of welding but also of inspection, test and repair.

Table A.1 — Imperfections, testing and examination, acceptance levels, and ISO 6520-1 reference number

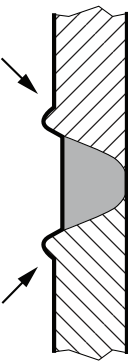
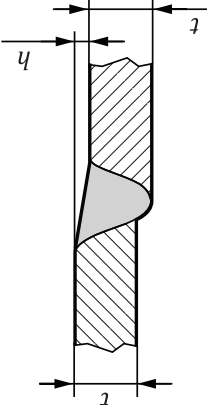
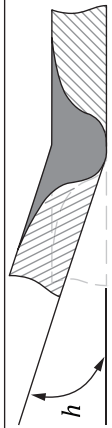
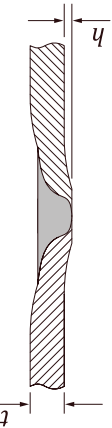
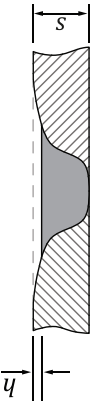
ISO 6520-1 :2007 refer- ence number	Designation of imperfection	Remarks	Testing and examination to ISO 25239-4 <sup>a</sup>	Acceptance levels <sup>a</sup>		
				D	C	B
Surface imperfections Type I (not affecting weld section thickness) <sup>d</sup>						
— <sup>c</sup>	Toe flash		VT, ME	—b		
507	Linear misalignment		VT, ME	$h \leq 0,3t$ or 4 mm, whichever is less	$h \leq 0,2t$ or 2 mm, whichever is less	$h \leq 0,1t$ or 1 mm, whichever is less
508	Angular misalignment		VT, ME	Not applicable	$h \leq 3^\circ$	$h \leq 2^\circ$
— <sup>c</sup>	Joint area deformation		VT, ME	$h \leq 0,5t$ or 4 mm whichever is less	$h \leq 0,4t$ or 2 mm whichever is less	—b
514	Irregular surface	Excessive surface roughness	VT	—b		
Surface imperfections Type II (affecting weld section thickness) <sup>d</sup>						
— <sup>c</sup>	Underfill		VT, ME	—b	$h \leq 0,2 + 0,1s$	$h \leq 0,1s$
—	Cavity	Surface breaking cavity	VT, ME	Not permitted		

Table A.1 (continued)

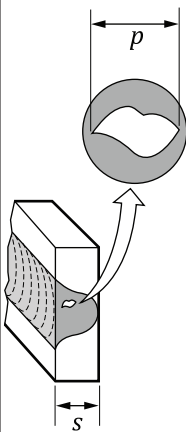
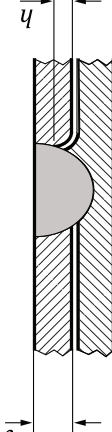
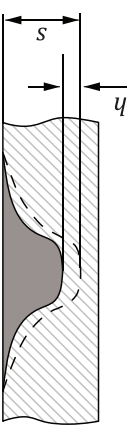
ISO 6520-1 :2007 refer- ence number	Designation of imperfection	Remarks	Testing and examination to ISO 25239-4 <sup>a</sup>	Acceptance levels <sup>a</sup>		
				D	C	B
Internal imperfections						
200	Cavity	 <p>two adjacent cavities with a distance smaller than "d" from the smaller cavity should be considered as a single cavity.</p>	ME, RT, UT	— <sup>b</sup>	$d \leq 0,2s$ or 4 mm whichever is less	Not permitted
— c, e	Hook		ME	— <sup>b</sup>	$h \leq 0,2 + 0,1t$ (to be considered only if it reduc- es the loaded cross-section of the joint)	$h \leq 0,1t$ (to be consid- ered only if it re- duces the loaded cross-section of the joint)
402	Incomplete penetration	 <p>penetration that is less than that required or specified</p>	ME, RT, UT	— <sup>b</sup>	$h \leq 0,2s$	Not permitted
300	Solid inclusion	multiple inclusions found in one cross section will be summed up: $l = l_1 + l_2 + \dots$ inclusions smaller than 0,2 mm should not be considered	ME, RT, UT	— <sup>b</sup>	$l \leq 0,2s$	Not permitted



Table A.1 (continued)

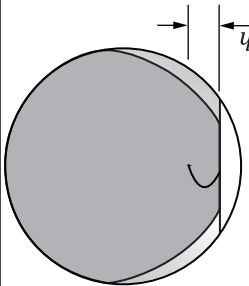
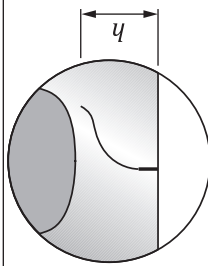
ISO 6520-1 :2007 refer- ence number	Designation of imperfection	Remarks	Testing and examination to ISO 25239-4 <sup>a</sup>	Acceptance levels <sup>a</sup>		
				D	C	B
Root flaws (see ISO 25239-1:2020, Figure 7) <sup>d</sup>						
— <sup>c</sup>	bonded joint remnant	  Applies only if invoked by the engineering drawing	ME, bend test	— <sup>b</sup>		
— <sup>c</sup>	unbonded joint remnant		ME, bend test, PT, UT	$h \leq 0,2t$ Short, non-systematic imperfections	— <sup>b</sup>	Not permitted

Table A.1 (continued)

ISO 6520-1 :2007 refer- ence number	Designation of imperfection	Remarks	Testing and examination to ISO 25239-4 <sup>a</sup>	Acceptance levels <sup>a</sup>		
				D	C	B
Multiple imperfections <sup>d</sup>						
—	Multiple imperfections	Combination of multiple imperfections within a single cross-section Excluding “Surface Imperfections Type I”	-/-	The sum of all individual imperfections which reduce the weld section thickness should not exceed		
<i>d</i>	maximum transverse cross-sectional dimension of cavity (mm)			0,5s	0,3s	—b
<i>h</i>	height or angle of an imperfection (mm or °)					
<i>s</i>	nominal weld thickness (penetration) (mm)					
<i>t</i>	nominal thickness of the parent material (mm). In case there are more than one thicknesses in the same weld, the relevant thickness shall be specified in the design specification.					
ME	macroscopic examination					
VT	visual testing					
PT	penetrant testing					
RT	radiographic testing					
UT	ultrasonic testing					
<sup>a</sup> When required, non-destructive testing shall be carried out in accordance with ISO 3452-1 (penetrant inspection), ISO 17636 (radiographic testing), and ISO 17640 (ultrasonic examination). Testing and examination of other imperfections and their acceptance levels shall be in accordance with the relevant requirements or the design specification.						
<sup>b</sup> Acceptance levels shall be within the specified limit of the relevant requirements or the design specification.						
<sup>c</sup> See ISO 25239-1.						
<sup>d</sup> If the weld surfaces are not used in the as welded condition the design requirements apply.						
<sup>e</sup> See ISO 25239-2.						

## Bibliography

- [1] ISO 6520-1:2007, *Welding and allied processes — Classification of geometric imperfections in metallic materials — Part 1: Fusion welding*
- [2] ISO 10042, *Welding — Arc-welded joints in aluminium and its alloys — Quality levels for imperfections*
- [3] ISO 18785 (all parts), *Friction stir spot welding — Aluminium*
- [4] ISO 25239-2, *Friction stir welding — Aluminium — Part 2: Design of weld joints*

# British Standards Institution (BSI)

BSI is the national body responsible for preparing British Standards and other standards-related publications, information and services.

BSI is incorporated by Royal Charter. British Standards and other standardization products are published by BSI Standards Limited.

## About us

We bring together business, industry, government, consumers, innovators and others to shape their combined experience and expertise into standards-based solutions.

The knowledge embodied in our standards has been carefully assembled in a dependable format and refined through our open consultation process. Organizations of all sizes and across all sectors choose standards to help them achieve their goals.

## Information on standards

We can provide you with the knowledge that your organization needs to succeed. Find out more about British Standards by visiting our website at [bsigroup.com/standards](https://bsigroup.com/standards) or contacting our Customer Services team or Knowledge Centre.

## Buying standards

You can buy and download PDF versions of BSI publications, including British and adopted European and international standards, through our website at [bsigroup.com/shop](https://bsigroup.com/shop), where hard copies can also be purchased.

If you need international and foreign standards from other Standards Development Organizations, hard copies can be ordered from our Customer Services team.

## Copyright in BSI publications

All the content in BSI publications, including British Standards, is the property of and copyrighted by BSI or some person or entity that owns copyright in the information used (such as the international standardization bodies) and has formally licensed such information to BSI for commercial publication and use.

Save for the provisions below, you may not transfer, share or disseminate any portion of the standard to any other person. You may not adapt, distribute, commercially exploit or publicly display the standard or any portion thereof in any manner whatsoever without BSI's prior written consent.

## Storing and using standards

Standards purchased in soft copy format:

- A British Standard purchased in soft copy format is licensed to a sole named user for personal or internal company use only.
- The standard may be stored on more than one device provided that it is accessible by the sole named user only and that only one copy is accessed at any one time.
- A single paper copy may be printed for personal or internal company use only.

Standards purchased in hard copy format:

- A British Standard purchased in hard copy format is for personal or internal company use only.
- It may not be further reproduced – in any format – to create an additional copy. This includes scanning of the document.

If you need more than one copy of the document, or if you wish to share the document on an internal network, you can save money by choosing a subscription product (see 'Subscriptions').

## Reproducing extracts

For permission to reproduce content from BSI publications contact the BSI Copyright and Licensing team.

## Subscriptions

Our range of subscription services are designed to make using standards easier for you. For further information on our subscription products go to [bsigroup.com/subscriptions](https://bsigroup.com/subscriptions).

With **British Standards Online (BSOL)** you'll have instant access to over 55,000 British and adopted European and international standards from your desktop. It's available 24/7 and is refreshed daily so you'll always be up to date.

You can keep in touch with standards developments and receive substantial discounts on the purchase price of standards, both in single copy and subscription format, by becoming a **BSI Subscribing Member**.

**PLUS** is an updating service exclusive to BSI Subscribing Members. You will automatically receive the latest hard copy of your standards when they're revised or replaced.

To find out more about becoming a BSI Subscribing Member and the benefits of membership, please visit [bsigroup.com/shop](https://bsigroup.com/shop).

With a **Multi-User Network Licence (MUNL)** you are able to host standards publications on your intranet. Licences can cover as few or as many users as you wish. With updates supplied as soon as they're available, you can be sure your documentation is current. For further information, email [cservices@bsigroup.com](mailto:cservices@bsigroup.com).

## Revisions

Our British Standards and other publications are updated by amendment or revision.

We continually improve the quality of our products and services to benefit your business. If you find an inaccuracy or ambiguity within a British Standard or other BSI publication please inform the Knowledge Centre.

## Useful Contacts

### Customer Services

**Tel:** +44 345 086 9001

**Email:** [cservices@bsigroup.com](mailto:cservices@bsigroup.com)

### Subscriptions

**Tel:** +44 345 086 9001

**Email:** [subscriptions@bsigroup.com](mailto:subscriptions@bsigroup.com)

### Knowledge Centre

**Tel:** +44 20 8996 7004

**Email:** [knowledgecentre@bsigroup.com](mailto:knowledgecentre@bsigroup.com)

### Copyright & Licensing

**Tel:** +44 20 8996 7070

**Email:** [copyright@bsigroup.com](mailto:copyright@bsigroup.com)

## BSI Group Headquarters

389 Chiswick High Road London W4 4AL UK

